



OWNER: HK BUILDERS LLC  
 PROJECT: 6069 HWY 101 N - LOT 3  
 ADDRESS: 6069 HWY 101 N, GRAY COURT, SC  
 RIDGE HEIGHT: 23'6"  
 WALL HEIGHT: 10'  
 LIVABLE SF: 2711  
 - MAIN: 2711  
 - FOUNDATION: 2800  
 - GARAGE: 550  
 - PORCHES: 440

Table of Contents	
Label	Title
P-1	Project Overview
P-2	Floor Plan
P-3	Exterior Elevations
P-4	Exterior Elevations
P-5	Foundation Plan
P-6	Roof Plan
P-7	Electrical Plan and Schedule
P-8	Mechanical Plan and Schedule
P-9	Plumbing Plan
P-10	Door and Window Schedule
P-11	Plan Details and Notes

REFERENCE ONLY  
 NOT TO SCALE

REFERENCE ONLY  
 NOT TO SCALE



Revision Table	
Number	Date

HWY 101 N - LOT 3

Project Overview

DRAWINGS PROVIDED BY:  
 HK Builders LLC  
 864-450-7866

DATE:  
 3/11/2026

SCALE:  
 5/16" = 1"

SHEET:

P-1



Number	Date	Revised By	Description

HWY 101 N - LOT 3

Floor Plan

DRAWINGS PROVIDED BY:  
**HK Builders LLC**  
 864-450-7866

DATE:

3/11/2026

SCALE:

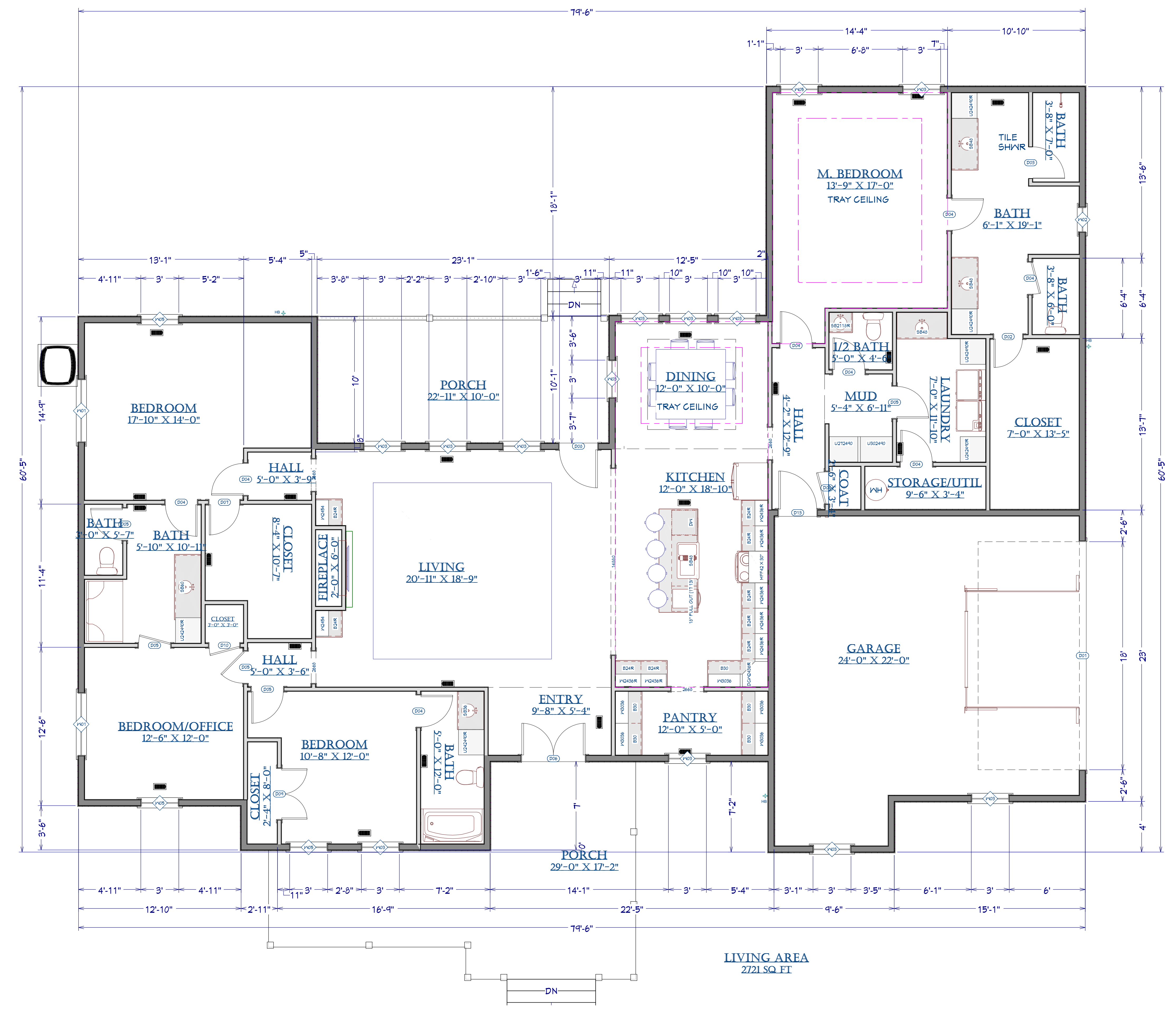
5/16" = 1"

SHEET:

P-2



Camera 1



1st Floor

**FLOOR PLAN**  
1/4"=1'



Revision Table	
Number	Date

HWY 101 N - LOT 3

Exterior Elevations

DRAWINGS PROVIDED BY:  
**HK Builders LLC**  
 864-450-7866

DATE:  
 3/11/2026

SCALE:  
 5/16" = 1"

SHEET:  
**P-3**



Exterior Elevation Front



Exterior Elevation Back

**ELEVATION FRONT/BACK PLAN**  
 1/4"=1'



Revision Table	
Number	Date

HWY 101 N - LOT 3

Exterior Elevations

DRAWINGS PROVIDED BY:  
**HK Builders LLC**  
 864-450-7866

DATE:  
 3/11/2026

SCALE:  
 5/16" = 1"

SHEET:  
**P-4**



Exterior Elevation Right

**EXTERIOR NOTES:**

- EXTERIOR FINISH, WINDOW & DOOR TRIM, MATERIAL AND COLOR SELECTED BY HOME OWNER.
- ROOFING MATERIAL AND COLOR TO BE SELECTED BY HOME OWNER
- CHIMNEYS ARE DECORATIVE AND PROVIDE FOR VENTING OF GAS FIREPLACES ONLY.
- CHIMNEY TO BE BUILT TO LOCAL CODE BY LICENSED CONTRACTOR



Exterior Elevation Left

**ELEVATION LEFT/RIGHT PLAN**  
 1/4"=1'



Revision Table	
Number	Date

HWY 101 N - LOT 3

Foundation Plan

DRAWINGS PROVIDED BY:  
**HK Builders LLC**  
 864-450-7866

DATE:

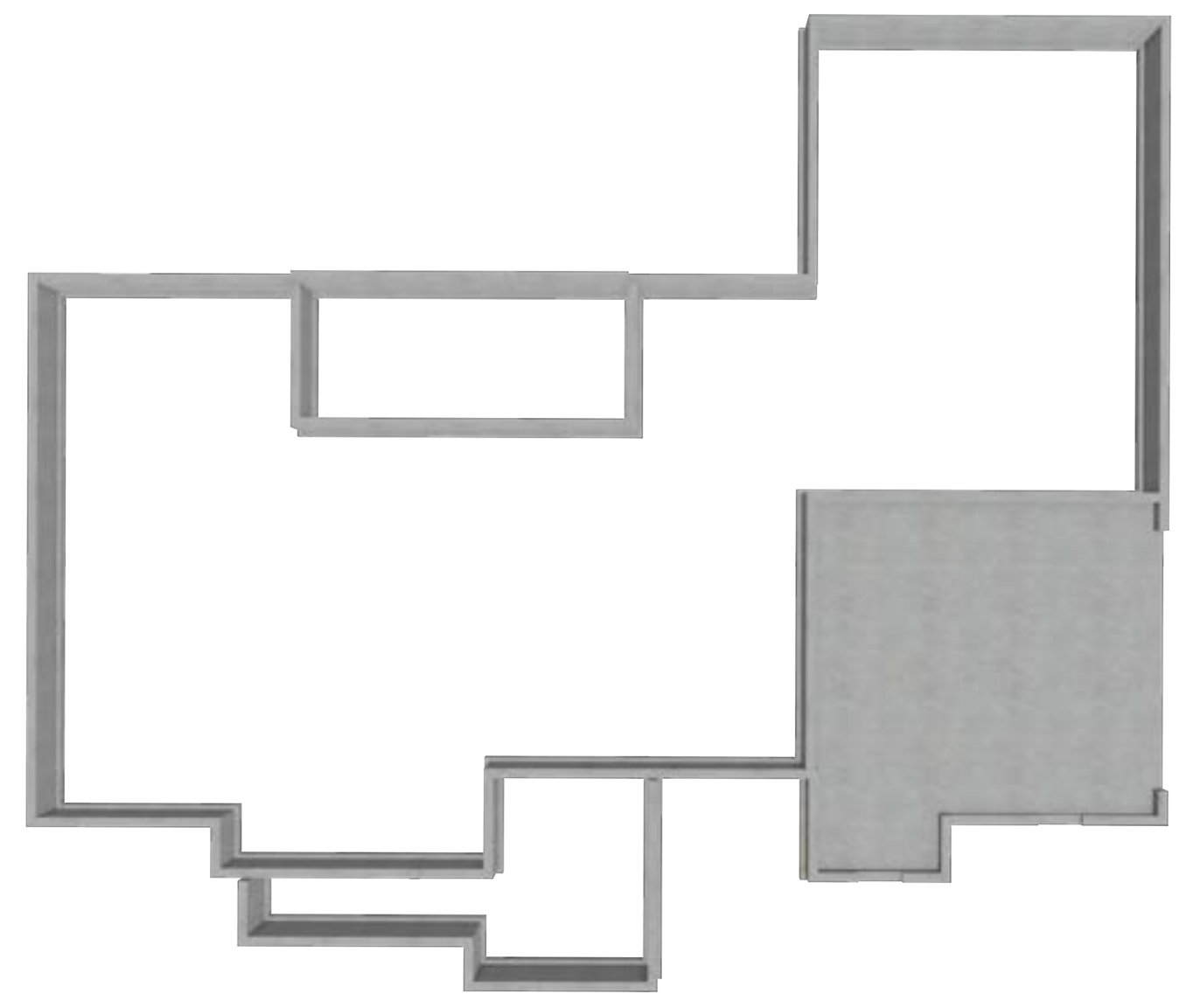
3/11/2026

SCALE:

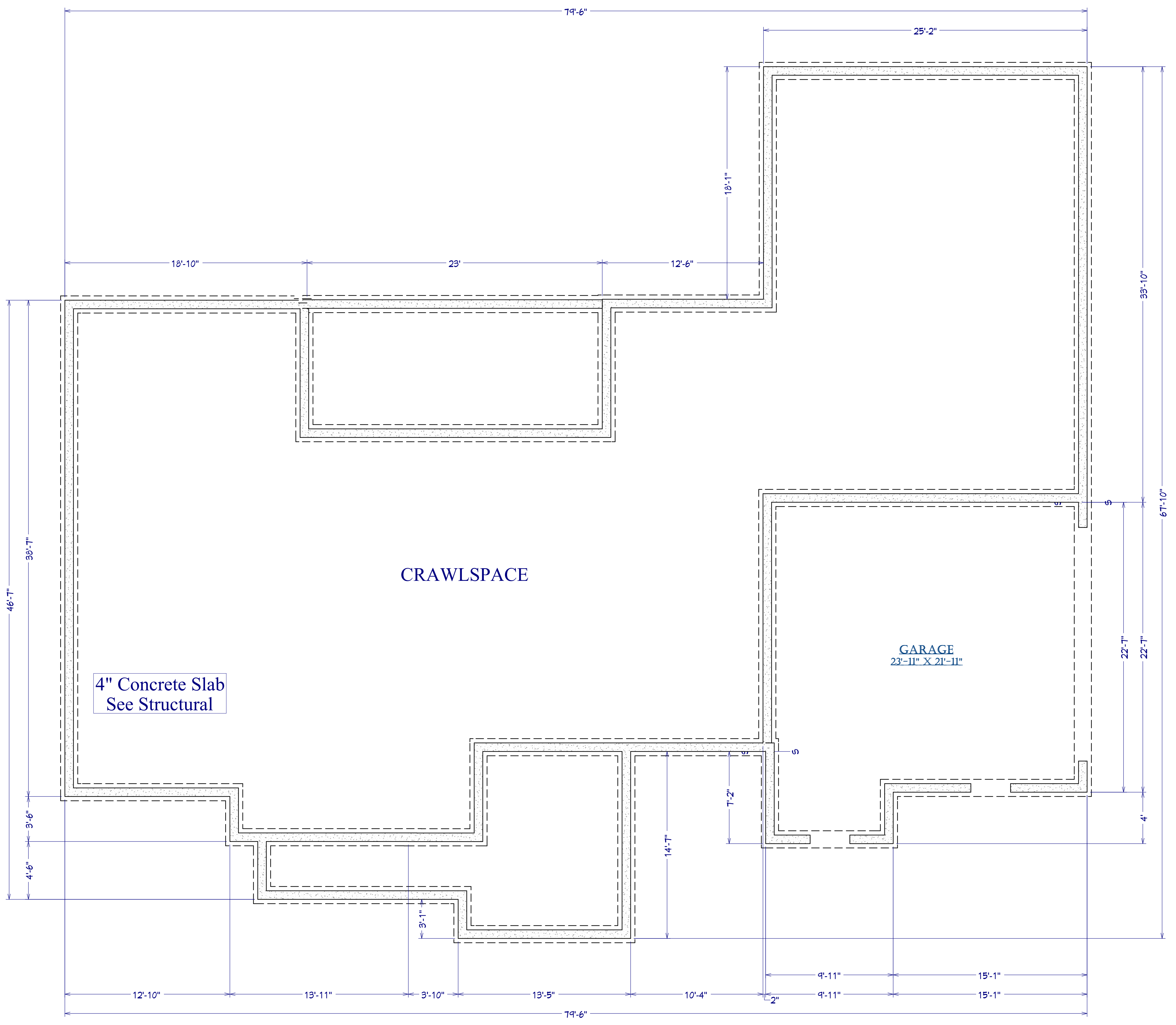
5/16" = 1"

SHEET:

P-5




Camera 2



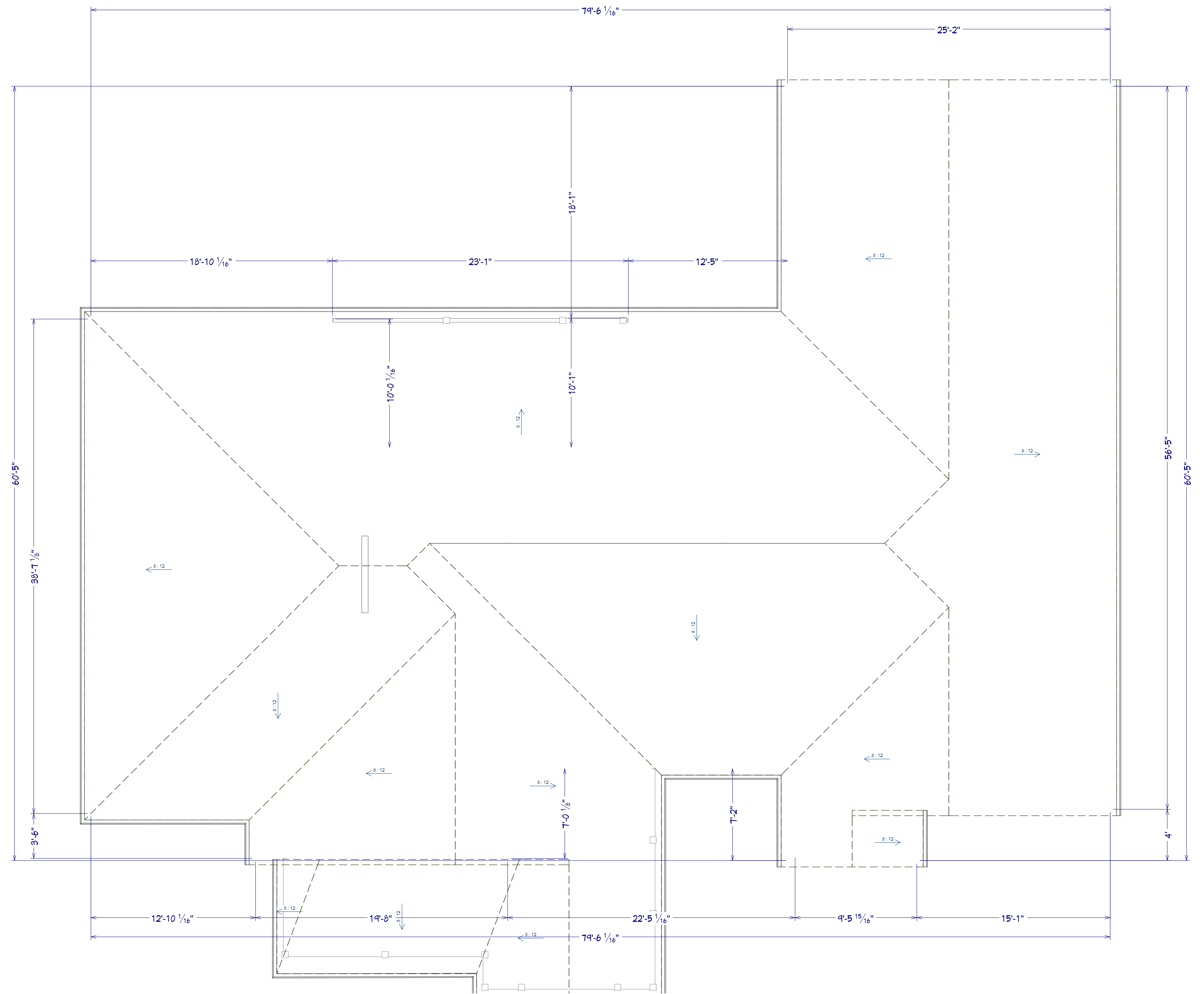
**FOUNDATION PLAN**  
 1/4"=1'

**ROOF NOTES:**  
 - ALL ROOFS TO HAVE 6" OVERHANG UNLESS SPECIFIED  
 - CONFIRM WITH HOMEOWNER FOR GUTTER TYPE/PLACEMENT

REFERENCE ONLY  
 NOT TO SCALE



Camera 3



Roof Plan View

**ROOF PLAN**  
 1/4"=1'



Revision Table	
Number	Date

HWY 101 N - LOT 3

Roof Plan

DRAWINGS PROVIDED BY:  
**HK Builders LLC**  
 864-450-7866

DATE:

3/11/2026

SCALE:

5/16" = 1"

SHEET:

P-6

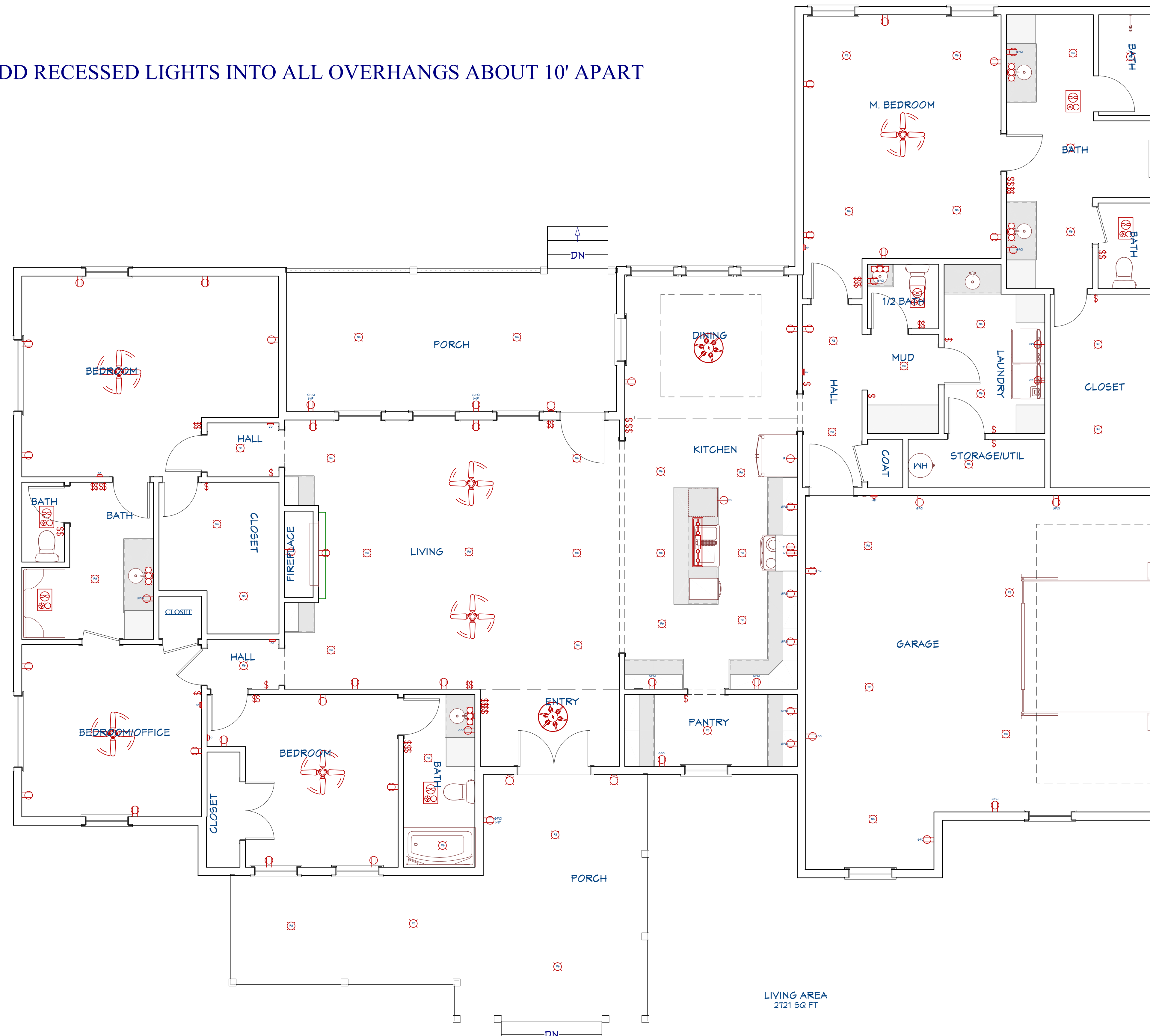
**ELECTRICAL:**

- ELECTRICAL OUTLETS IN ROOMS SHALL BE INSTALLED PER CODE TYP.
- HOME OWNER SHALL DO A WALK-THRU WITH RELEVANT INSTALLERS TO VERIFY THE EXACT LOCATION FOR OUTLETS, LIGHTS, SWITCHES, CABLE, DATA, PHONE, AUDIO, VACUUM, ETC.
- ALL APPLIANCES & UTILITIES TO HAVE DEDICATED CIRCUITS. SEE MFG'S SPECS. FOR REQUIREMENTS.
- ELECTRICAL RECEPTACLES IN BATHROOMS, KITCHENS, FOUNDATION AND GARAGE SHALL BE G.F.C.I. PER NATIONAL ELECTRICAL CODE REQUIREMENTS.
- CONNECT SMOKE DETECTORS TO HOUSE POWER AND INTER-CONNECT SMOKE DETECTORS TO HOUSE POWER AND INTERCONNECT SO THAT, WHEN ANY ONE IS TRIPPED, THEY ALL WILL SOUND. PROVIDE BATTERY BACKUP FOR ALL UNITS. CIRCUITS SHALL BE VERIFIED WITH HOME OWNER PRIOR TO WIRE INSTALLATION.
- FINAL SWITCHES FOR TIMERS AND DIMMERS SHALL BE VERIFIED WITH HOME OWNER.
- FIXTURES TO BE SELECTED BY HOME OWNER. UNO
- ALL SWITCHES TO BE 48" ASF. INTERIOR OUTLETS TO BE 15" ASF. OUTLETS OVER COUNTERTOPS TO BE 3" ABOVE COUNTER FROM BOTTOM. GARAGE OUTLETS TO BE 40" ASF. (ASF = ABOVE SUBFLOOR).

**AUDIO:**

- HOME OWNER SHALL DO A WALK-THRU WITH RELEVANT INSTALLERS TO VERIFY THE EXACT LOCATION IF USED
- DATA / CABLE:**
- HOME OWNER SHALL DO A WALK-THRU WITH RELEVANT INSTALLERS TO VERIFY THE EXACT LOCATION IF USED

ADD RECESSED LIGHTS INTO ALL OVERHANGS ABOUT 10' APART



Electrical Plan View

**ELECTRICAL PLAN**  
5/16"=1'



Revision Table	
Number	Date

HWY 101 N - LOT 3

Electrical Plan and Schedule

DRAWINGS PROVIDED BY:  
**HK Builders LLC**  
864-450-7866

DATE:

3/11/2026

SCALE:

5/16" = 1"


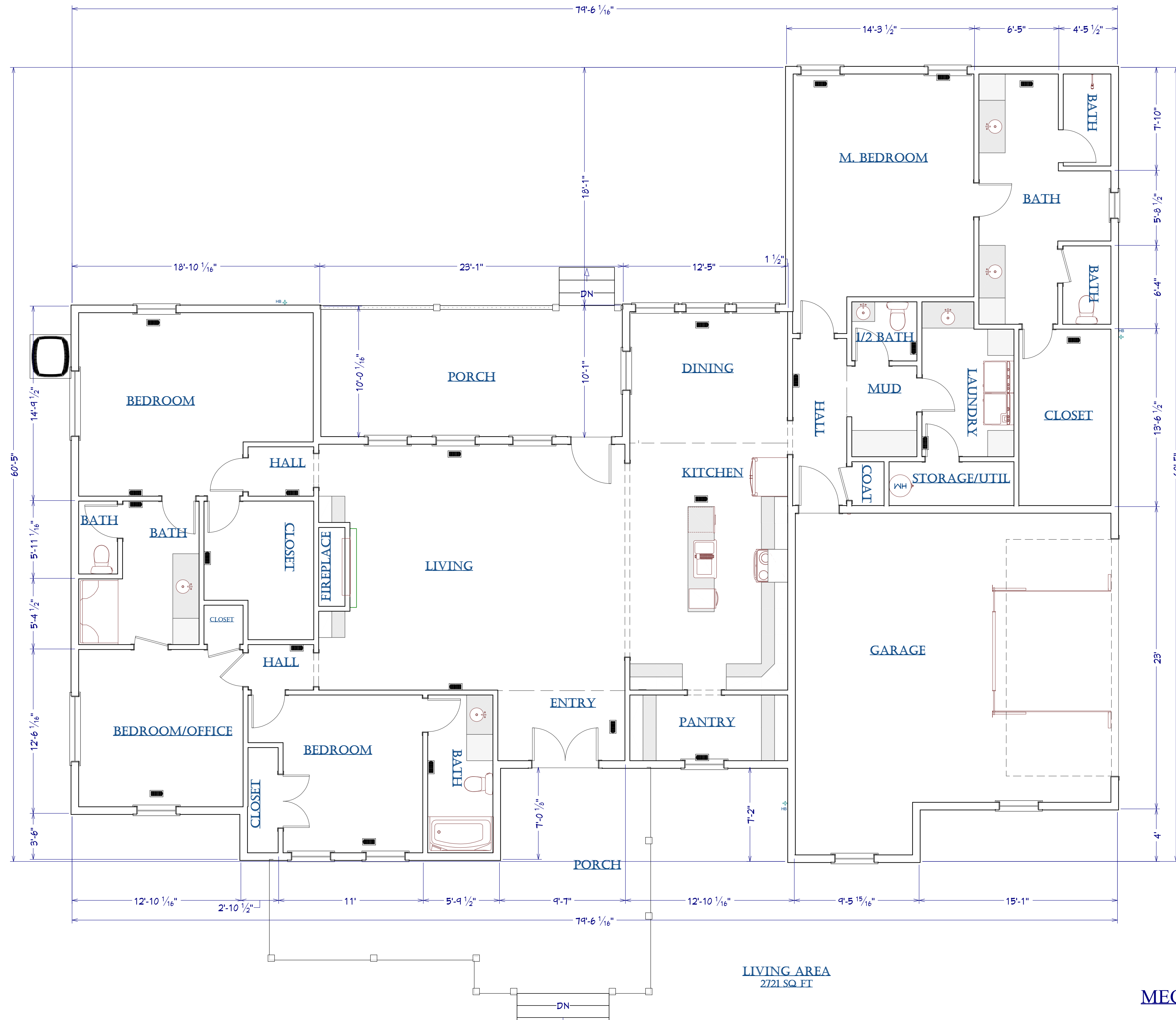
SHEET:

P-7

**MECHANICAL:**

- ALL HVAC DUCTING AND REGISTER LOCATIONS TO BE DESIGNED BY HVAC CONTRACTOR AND INSTALLED TO LOCAL/NATIONAL CODE

- FINAL PLACEMENT OF A.C. COMPRESSOR BASED OFF OF FINAL DESIGN BY HVAC CONTRACTOR



Number	Date	Revised By	Description

HWY 101 N - LOT 3

Mechanical Plan and Schedule

DRAWINGS PROVIDED BY:  
**HK Builders LLC**  
 864-450-7866

DATE:  
3/11/2026

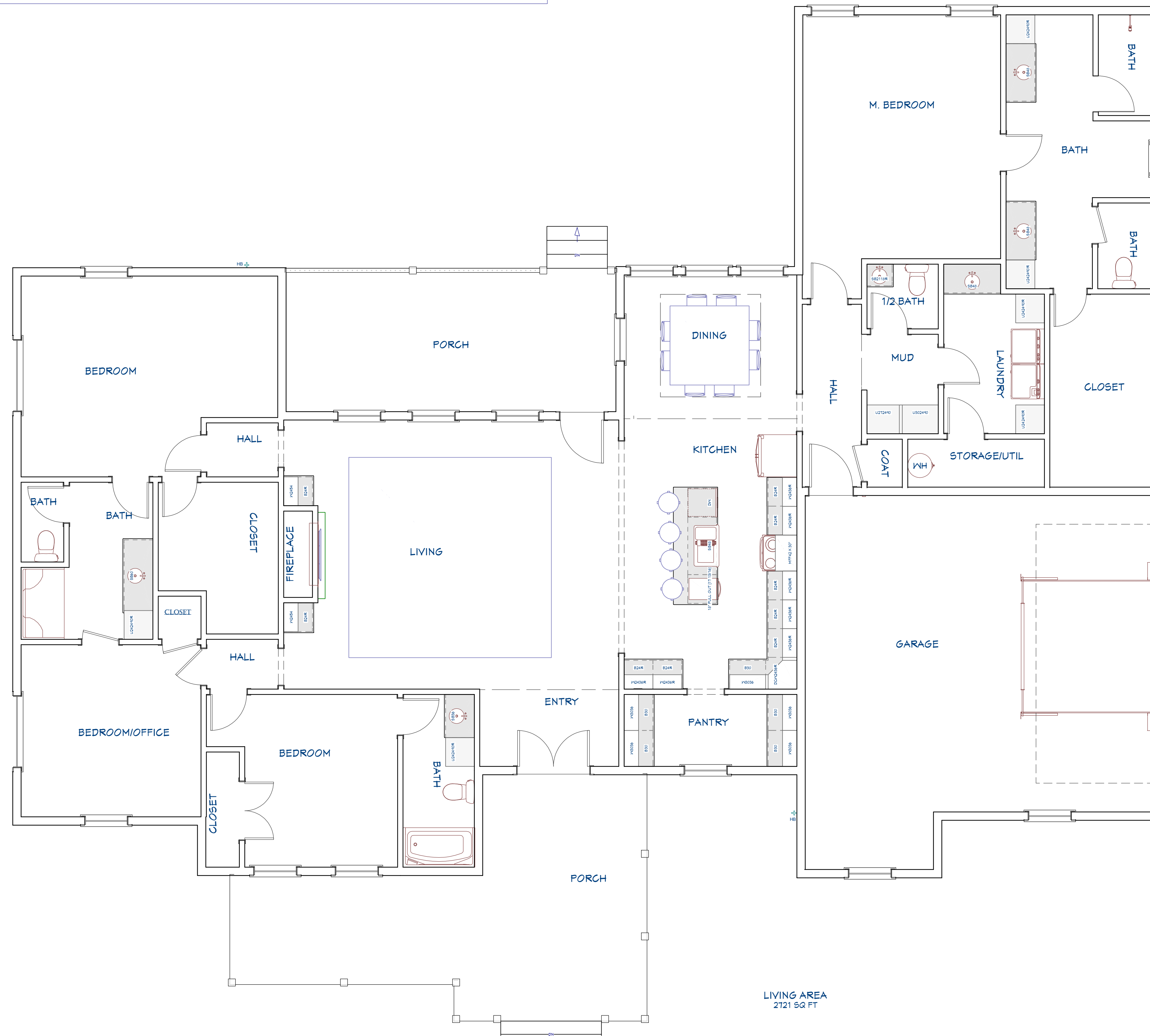
SCALE:  
5/16" = 1"

SHEET:  
P-8

**MECHANICAL PLAN**  
5/16"=1'

Mechanical Plan View

**PLUMBING:**  
 -ALL PLUMBING FIXTURES TO BE INSTALLED BY LICENSED PLUMBER AND TO LOCAL/NATIONAL CODE  
 -HOME OWNER SHALL DO A WALK-THRU WITH RELEVANT INSTALLERS TO VERIFY THE EXACT LOCATION  
 -FIXTURES TO BE SELECTED BY HOME OWNER



Kitchen and Bath Plan View



Number	Date	Revised By	Description

HWY 101 N - LOT 3

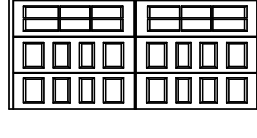
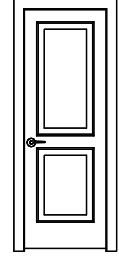
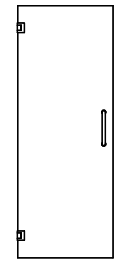
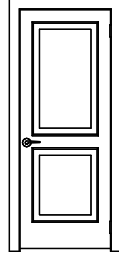
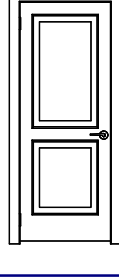

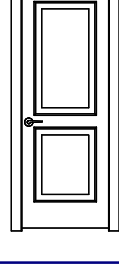
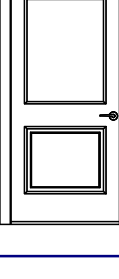


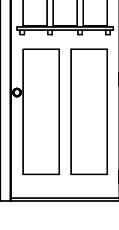
Plumbing Plan


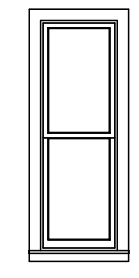
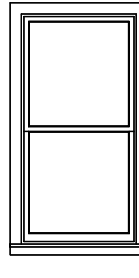

DRAWINGS PROVIDED BY:  
**HK Builders LLC**  
 864-450-7866

DATE:  
 3/11/2026

SCALE:  
 5/16" = 1"

SHEET:  
 P-9

DOOR SCHEDULE											
3D EXTERIOR ELEVATION	NUMBER	LABEL	QTY	FLOOR	SIZE	R/O	DESCRIPTION	HEADER	CODE	MANUFACTURER	COMMENTS
	D01	18080	1	1	18080	218"X191"	GARAGE-GARAGE DOOR GHD05	27X12"X224" (2)			
	D02	2368	1	1	2368 R IN	24"X82 1/2"	HINGED-DOOR P04	27X8"X32" (2)			
	D03	2668	1	1	2668 R	30"X80"	SHOWER-GLASS SLAB				
	D04	2668	4	1	2668 L IN	32"X82 1/2"	HINGED-DOOR P04	27X8"X32" (2)			
	D05	2668	5	1	2668 R IN	32"X82 1/2"	HINGED-DOOR P04	27X8"X32" (2)			
	D06	5080	1	1	5080 L/R EX	62"X39"	EXT. DOUBLE HINGED-DOOR E21	27X9"X65" (2)			
	D07	2568	1	1	2568 R IN	30 11/16"X82 1/2"	HINGED-DOOR P04	27X8"X33 11/16" (2)			
	D08	3068	1	1	3068 L EX	38"X83"	EXT. HINGED-DOOR E01	27X8"X41" (2)			
	D09	4068	1	1	4068 L/R IN	50"X82 1/2"	DOUBLE HINGED-DOOR P04	27X8"X53" (2)			
	D10	2568	1	1	2568 L IN	30 11/16"X82 1/2"	HINGED-DOOR P04	27X8"X33 11/16" (2)			
	D11	3068	1	1	3068 L EX	38"X83"	EXT. HINGED-DOOR E21	27X8"X41" (2)			

WINDOW SCHEDULE												
3D EXTERIOR ELEVATION	NUMBER	LABEL	QTY	FLOOR	SIZE	R/O	EGRESS	DESCRIPTION	HEADER	CODE	MANUFACTURER	COMMENTS
	W01	8010FX	2	1	8010FX	61"X13"	YES	FIXED GLASS	27X8"X64" (2)			
	W02	2060DH	1	1	2060DH	25"X13"		DOUBLE HUNG	27X8"X28" (2)			
	W03	3060DH	12	1	3060DH	31"X13"		DOUBLE HUNG	27X8"X40" (2)			
	W05	3060DH	4	1	3060DH	31"X13"	YES	DOUBLE HUNG	27X8"X40" (2)			

**DOOR & WINDOW:**  
 - DOOR AND WINDOW TYPE/COLOR TO BE FINALIZED BY HOME OWNER



Revision Table	
Number	Date

HWY 101 N - LOT 3

Door and Window Schedule

DRAWINGS PROVIDED BY:  
**HK Builders LLC**  
 864-450-7866

DATE:  
 3/11/2026

SCALE:  
 5/16" = 1"

SHEET:  
**P-10**

**DOOR & WINDOW SCHEDULE**  
 NO SCALE

Contractor	Information
Business Name:	HK BUILDERS LLC
Owner:	KATIE PARTAIN
Address:	1802 BEAVERDAM CREEK RD, GC
Email:	KATIEPARTAINN@YAHOO.COM
Phone:	864-450-7866
Licence:	SC 22533

Permitting	Number/License	Required: Y, N, N/A
Building Permit:		Y, N, N/A
Septic Permit:		Y, N, N/A
Foundation Permit:		Y, N, N/A
Structural Permit:		Y, N, N/A
Electrical Permit:		Y, N, N/A
Plumbing Permit:		Y, N, N/A
Mechanical Permit:		Y, N, N/A
Gas Permit:		Y, N, N/A
Zoning Permit:		Y, N, N/A
Occupancy Permit:		Y, N, N/A

Utilities	Name	Contact
County:	LAURENS	
City:	GRAY COURT	
Fire District:	GRAY COURT	
Water/Sewer:	LCWSC	
Electric:	LAURENS ELEC.	



Revision Table	Revised By	Description
Number <td></td> <td>Date</td>		Date

HWY 101 N - LOT 3

Plan Details and Notes

DRAWINGS PROVIDED BY:  
**HK Builders LLC**  
864-450-7866

DATE:

3/11/2026


SCALE:

5/16" = 1"

SHEET:

**P-11**

**ROOM FINISH SCHEDULE**  
NO SCALE



**MASTER BATH FLOOR**



**MB SHOWER & BATH WALLS**



**CAIRO OAK FLOORS**



**WHITE CABS/GOLD HARDWARE**



**BACKSPLASH**



**PENDANTS**



Revision Table	
Number	Date

**HWY 101 N - LOT 3**



DRAWINGS PROVIDED BY:  
**HK Builders LLC**  
864-450-7866

DATE:

3/11/2026

SCALE:

5/16" = 1"

SHEET:



WHITE & OFF-WHITE  
FIREPLACE STONE



CEILING FAN  
COLORS



CABS AROUND  
FIREPLACE



FRONT DOOR



Revision Table	
Number	Date

HWY 101 N - LOT 3



DRAWINGS PROVIDED BY:  
HK Builders LLC  
864-450-7866

DATE:

3/11/2026

SCALE:

5/16" = 1"

SHEET: