



White Barn Rendering 3

Table of Contents	
Label	Title
P-1	Project Overview
P-2	Floor Plan
P-3	Exterior Elevations
P-4	Exterior Elevations
P-5	Foundation Plan
P-6	Roof Plan
P-7	Electrical Plan and Schedule
P-8	Mechanical Plan and Schedule
P-9	Plumbing Plan
P-10	Door and Window Schedule
P-11	Plan Details and Notes

OWNER:
 PROJECT:
 ADDRESS:
 RIDGE HEIGHT: 27'6"
 WALL HEIGHT: 1st - 9' ; 2nd - 8' Vaulted
 LIVABLE SF: 3359
 - MAIN: 3359
 - FOUNDATION: ~68'9" x 67'4"
 - GARAGE: 22' x 21'
 - PORCHES: Enclosed - 22'8" x 8' ; Back - 34' x 10'



Revision Table	
Number	Date

The White Barn Plan

Project Overview

DRAWINGS PROVIDED BY:
HK Builders LLC
 864-450-7866

DATE:

7/21/2025

SCALE:

5/16" = 1"

SHEET:

P-1



Number	Date	Revised By / Description

The White Barn Plan

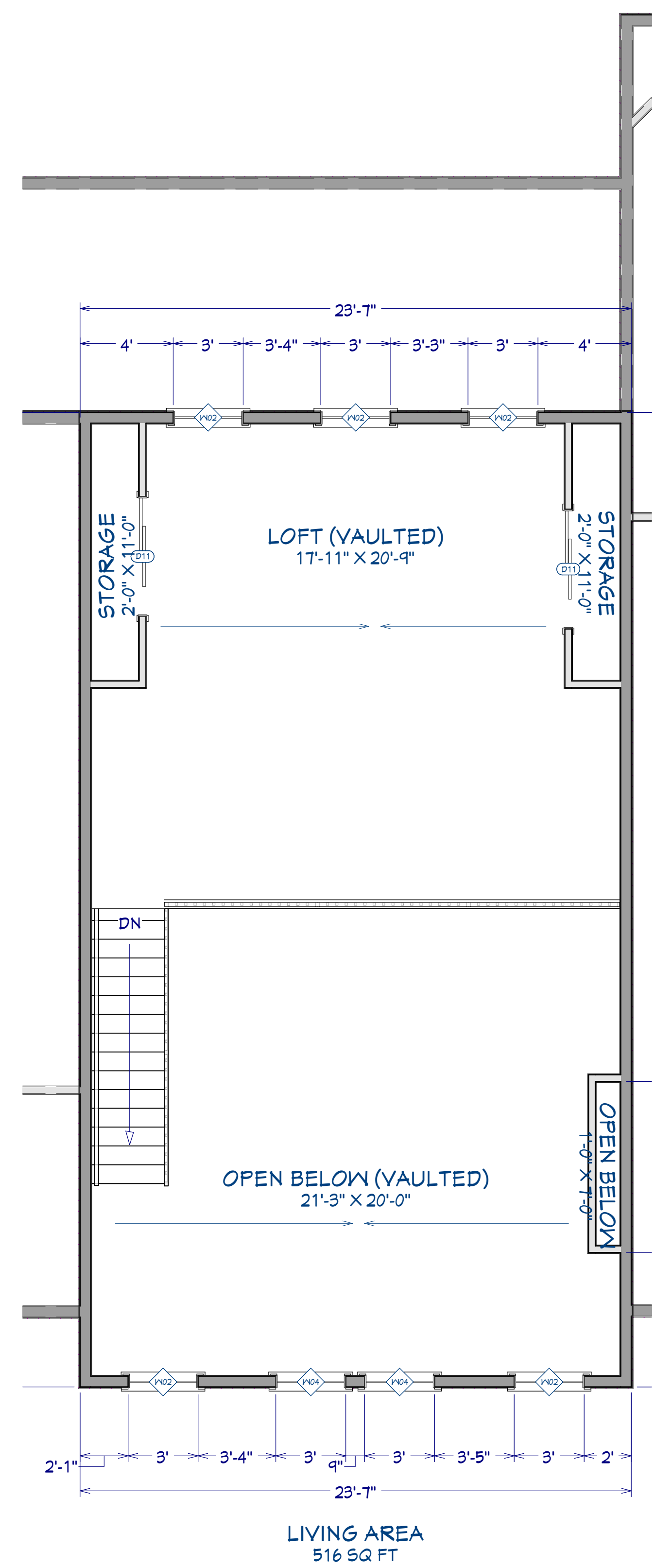
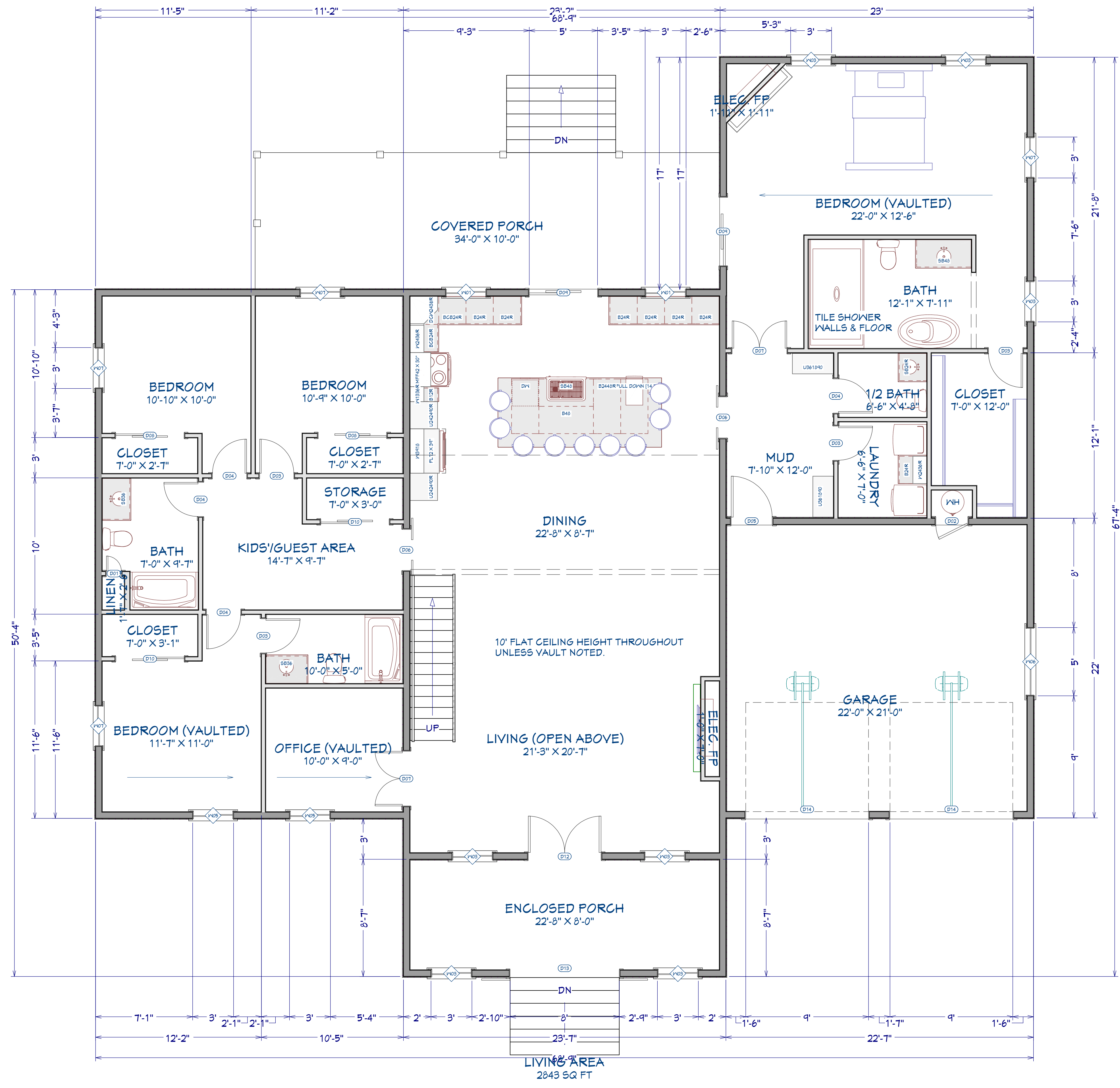
Floor Plan

DRAWINGS PROVIDED BY:
HK Builders LLC
 864-450-7866

DATE:
7/21/2025

SCALE:
5/16" = 1"

SHEET:
P-2



2nd Floor



Revision Table	
Number	Date / Revised By / Description

The White Barn Plan

Exterior Elevations

DRAWINGS PROVIDED BY:
HK Builders LLC
 864-450-7866

DATE:

7/21/2025

SCALE:

5/16" = 1"

SHEET:

P-3



Exterior Elevation Front



Exterior Elevation Back

ELEVATION FRONT/BACK PLAN
 1/4"=1'



Revision Table	
Number	Date

The White Barn Plan

Exterior Elevations

DRAWINGS PROVIDED BY:
HK Builders LLC
 864-450-7866

DATE:

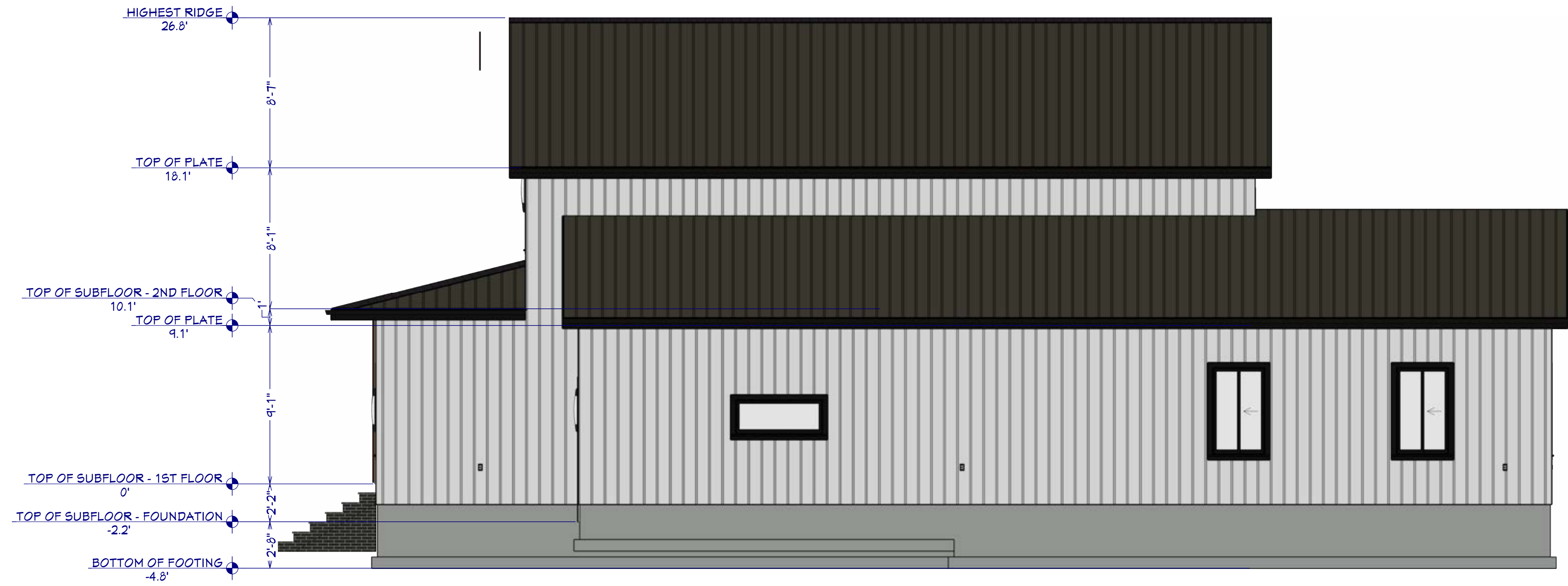
7/21/2025

SCALE:

5/16" = 1"

SHEET:

P-4



Exterior Elevation Right

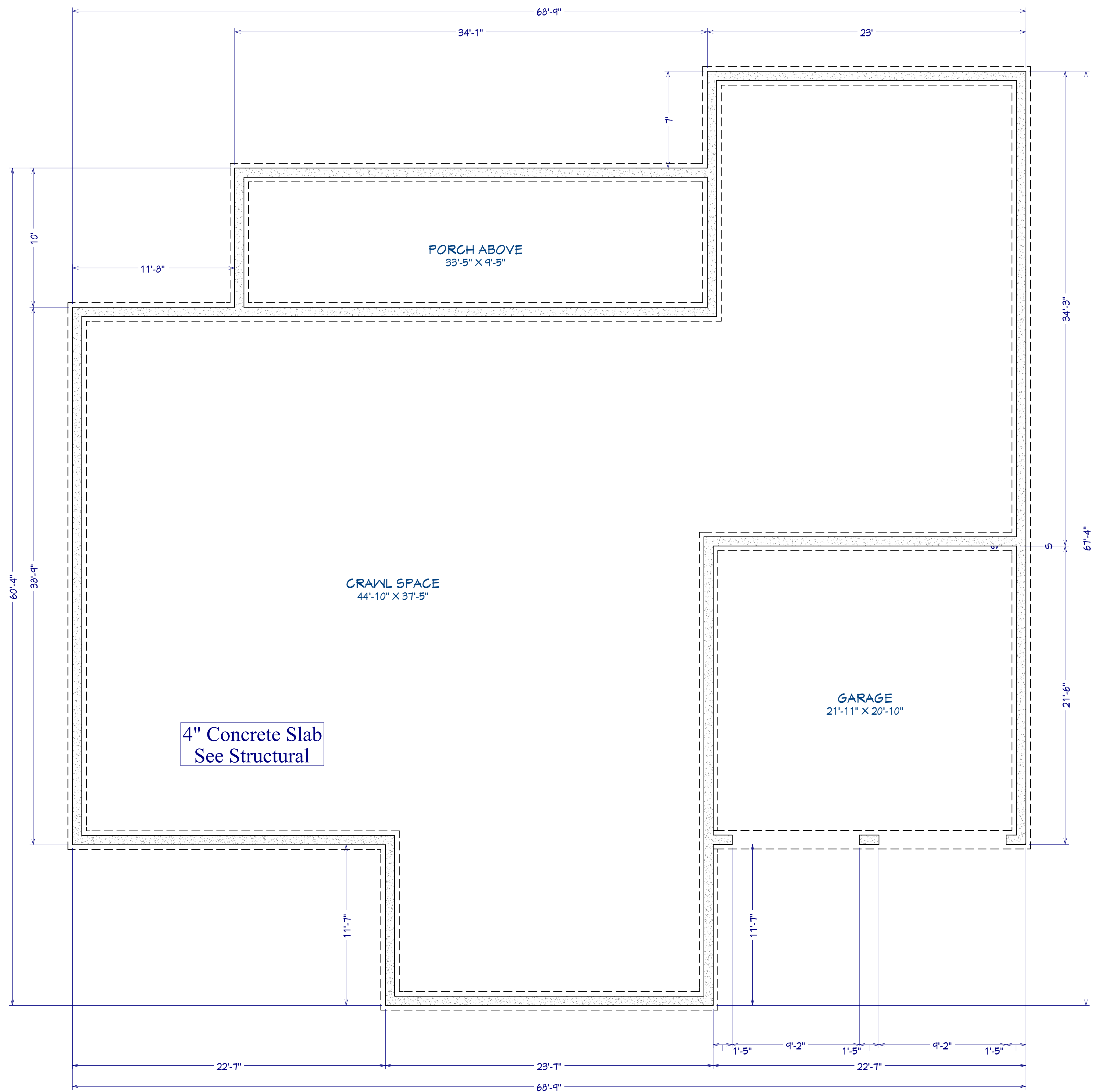
EXTERIOR NOTES:

- EXTERIOR FINISH, WINDOW & DOOR TRIM, MATERIAL AND COLOR SELECTED BY HOME OWNER.
- ROOFING MATERIAL AND COLOR TO BE SELECTED BY HOME OWNER
- CHIMNEYS ARE DECORATIVE AND PROVIDE FOR VENTING OF GAS FIREPLACES ONLY.
- CHIMNEY TO BE BUILT TO LOCAL CODE BY LICENSED CONTRACTOR



Exterior Elevation Left

ELEVATION LEFT/RIGHT PLAN
 1/4"=1'



Revision Table	
Number	Date

The White Barn Plan

Foundation Plan

DRAWINGS PROVIDED BY:
HK Builders LLC
 864-450-7866

DATE:

7/21/2025

SCALE:

5/16" = 1"

SHEET:

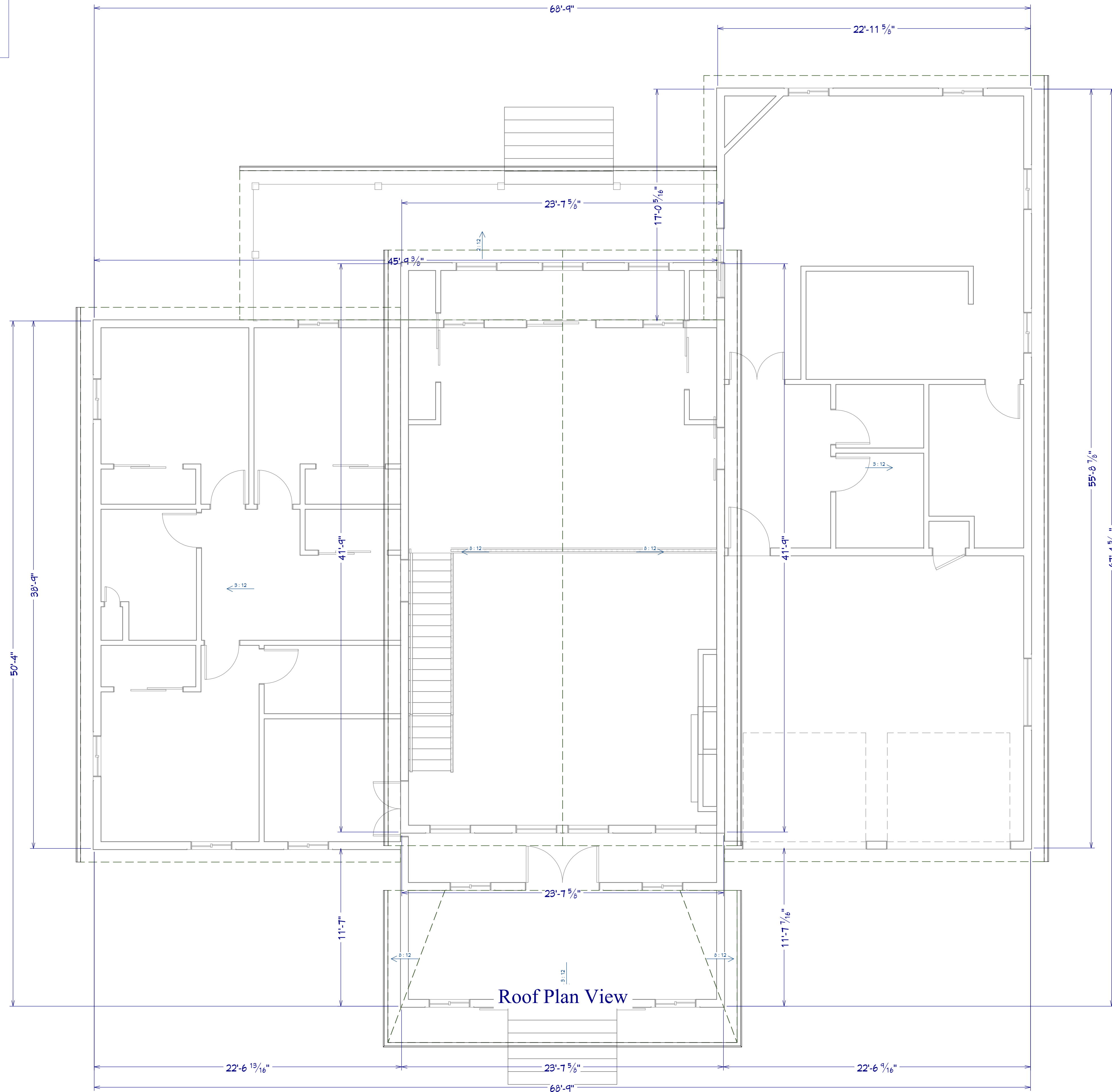
P-5

FOUNDATION PLAN
 1/4"=1'

ROOF NOTES:

- ALL ROOFS TO HAVE 6" OVERHANG UNLESS SPECIFIED
- CONFIRM WITH HOMEOWNER FOR GUTTER TYPE/PLACEMENT

REFERENCE ONLY
NOT TO SCALE



Roof Plan View

ROOF PLAN
1/4"=1'



Number	Date	Revised By	Description

The White Barn Plan

Roof Plan

DRAWINGS PROVIDED BY:
HK Builders LLC
864-450-7866

DATE:

7/21/2025

SCALE:

5/16" = 1"

SHEET:

P-6

Roof Plan View

ELECTRICAL:

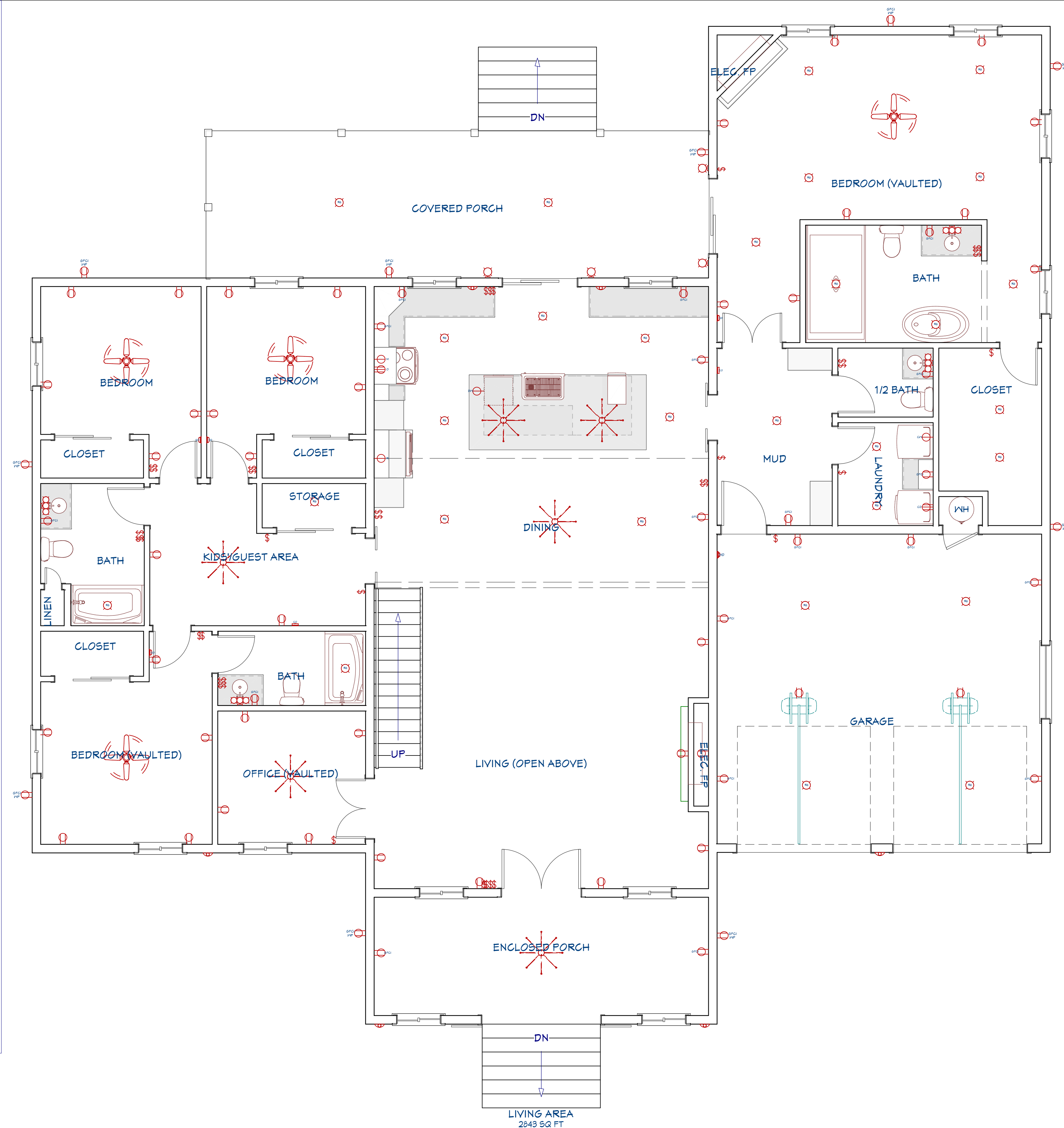
- ELECTRICAL OUTLETS IN ROOMS SHALL BE INSTALLED PER CODE TYP.
- HOME OWNER SHALL DO A WALK-THRU WITH RELEVANT INSTALLERS TO VERIFY THE EXACT LOCATION FOR OUTLETS, LIGHTS, SWITCHES, CABLE, DATA, PHONE, AUDIO, VACUUM, ETC.
- ALL APPLIANCES & UTILITIES TO HAVE DEDICATED CIRCUITS. SEE MFG'S SPECS. FOR REQUIREMENTS.
- ELECTRICAL RECEPTACLES IN BATHROOMS, KITCHENS, FOUNDATION AND GARAGE SHALL BE G.F.C.I. PER NATIONAL ELECTRICAL CODE REQUIREMENTS.
- CONNECT SMOKE DETECTORS TO HOUSE POWER AND INTER-CONNECT SMOKE DETECTORS TO HOUSE POWER AND INTERCONNECT SO THAT, WHEN ANY ONE IS TRIPPED, THEY ALL WILL SOUND. PROVIDE BATTERY BACKUP FOR ALL UNITS. CIRCUITS SHALL BE VERIFIED WITH HOME OWNER PRIOR TO WIRE INSTALLATION.
- FINAL SWITCHES FOR TIMERS AND DIMMERS SHALL BE VERIFIED WITH HOME OWNER.
- FIXTURES TO BE SELECTED BY HOME OWNER. UNO
- ALL SWITCHES TO BE 48" ASF. INTERIOR OUTLETS TO BE 15" ASF. OUTLETS OVER COUNTERTOPS TO BE 3" ABOVE COUNTER FROM BOTTOM. GARAGE OUTLETS TO BE 40" ASF. (ASF = ABOVE SUBFLOOR).

AUDIO:

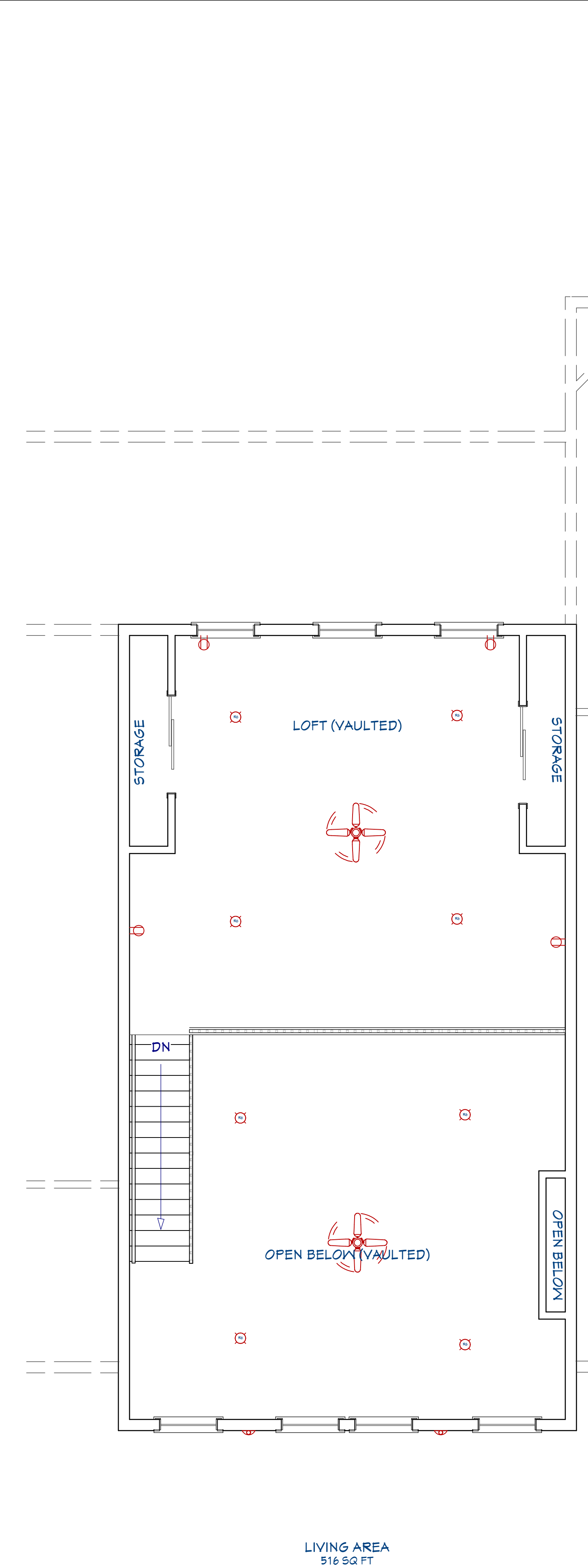
- HOME OWNER SHALL DO A WALK-THRU WITH RELEVANT INSTALLERS TO VERIFY THE EXACT LOCATION IF USED

DATA / CABLE:


- HOME OWNER SHALL DO A WALK-THRU WITH RELEVANT INSTALLERS TO VERIFY THE EXACT LOCATION IF USED



Electrical Plan View



Electrical Plan View
ELECTRICAL PLAN
 5/16"=1'



Revision Table	Revised By	Description
Number	Date	

The White Barn Plan

Electrical Plan and Schedule

DRAWINGS PROVIDED BY:
HK Builders LLC
 864-450-7866

DATE:

7/21/2025

SCALE:

5/16" = 1"

SHEET:

P-7

MECHANICAL:

- ALL HVAC DUCTING AND REGISTER LOCATIONS TO BE DESIGNED BY HVAC CONTRACTOR AND INSTALLED TO LOCAL/NATIONAL CODE

- FINAL PLACEMENT OF A.C. COMPRESSOR BASED OFF OF FINAL DESIGN BY HVAC CONTRACTOR



Number	Date	Revised By	Description

The White Barn Plan

Mechanical Plan and Schedule

DRAWINGS PROVIDED BY:
HK Builders LLC
864-450-7866

DATE:

7/21/2025

SCALE:

5/16" = 1"

SHEET:

P-8

FIREPLACE & CHIMNEY:

- FIREPLACE INSERT TO BE SELECTED BY HOME OWNER
- CONTRACTOR TO BUILD CHIMNEY VENT IN ACCORDANCE TO LOCAL/NATIONAL CODE

PLUMBING:

-ALL PLUMBING FIXTURES TO BE INSTALLED BY LICENSED PLUMBER AND TO LOCAL/NATIONAL CODE

-HOME OWNER SHALL DO A WALK-THRU WITH RELEVANT INSTALLERS TO VERIFY THE EXACT LOCATION

-FIXTURES TO BE SELECTED BY HOME OWNER



Number	Date	Revised By	Description

The White Barn Plan

Plumbing Plan

DRAWINGS PROVIDED BY:
HK Builders LLC
864-450-7866

DATE:

7/21/2025


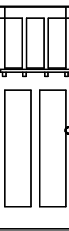
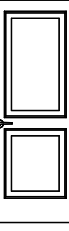

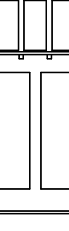
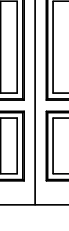
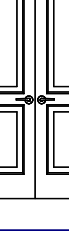

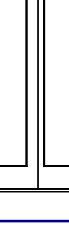

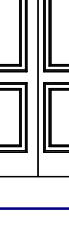
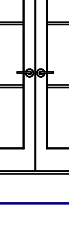


SCALE:



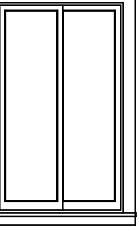
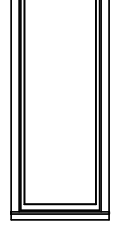
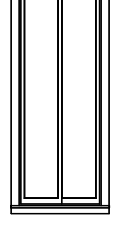


5/16" = 1"

SHEET:

P-9


PLUMBING PLAN
5/16"=1'

DOOR SCHEDULE											
3D EXTERIOR ELEVATION	NUMBER	LABEL	QTY	FLOOR	SIZE	R/O	DESCRIPTION	HEADER	CODE	MANUFACTURER	COMMENTS
	D01	1168	1	1	1168 L IN	18 1/16"x92 1/2"	HINGED DOOR P04	2"x6"x18 1/16" (2)			
	D02	2468	1	1	2468 L EX	30"x83"	EXT. HINGED DOOR E21	2"x6"x33" (2)			
	D03	2668	4	1	2668 L IN	32"x82 1/2"	HINGED DOOR P04	2"x6"x35" (2)			
	D04	2668	4	1	2668 R IN	32"x82 1/2"	HINGED DOOR P04	2"x6"x35" (2)			
	D05	3068	1	1	3068 L EX	38"x83"	EXT. HINGED DOOR E21	2"x6"x41" (2)			
	D06	3068	2	1	3068 L/R	38"x82 1/2"	DOUBLE BARN DOOR P04	2"x6"x41" (2)			
	D07	4068	2	1	4068 L/R IN	50"x82 1/2"	DOUBLE HINGED DOOR P04	2"x6"x53" (2)			
	D08	5068	2	1	5068 L IN	62"x82 1/2"	SLIDER DOOR P04	2"x8"x65" (2)			
	D09	5068	2	1	5068 R EX	62"x83"	EXT. SLIDER GLASS PANEL	2"x8"x65" (2)			
	D10	5068	2	1	5068 R IN	62"x82 1/2"	SLIDER DOOR P04	2"x8"x65" (2)			
	D11	5068	2	2	5068 R IN	62"x82 1/2"	SLIDER DOOR P04	2"x8"x65" (2)			
	D12	5468	1	1	5468 L/R EX	66"x83"	EXT. DOUBLE HINGED GLASS PANEL	2"x8"x64" (2)			
	D13	80100	1	1	80100	48"x122 1/2"	EXT. DOUBLE BARN-DIAGONAL BRACE DOOR	2"x6"x48" (2)			
	D14	9080	2	1	9080	110"x84"	GARAGE-GARAGE DOOR CHD01	2"x12"x116" (2)			

WINDOW SCHEDULE												
3D EXTERIOR ELEVATION	NUMBER	LABEL	QTY	FLOOR	SIZE	R/O	EGRESS	DESCRIPTION	HEADER	CODE	MANUFACTURER	COMMENTS
	W01	3034RS	2	1	3034RS	37"x40 7/8"		RIGHT SLIDING	2"x6"x40" (2)			
	W02	3050FX	5	2	3050FX	37"x61"		FIXED GLASS	2"x6"x40" (2)			
	W03	3050RS	7	1	3050RS	37"x61"		RIGHT SLIDING	2"x6"x40" (2)			
	W04	3050FX	2	2	3050FX	37"x91"		FIXED GLASS	2"x6"x40" (2)			
	W05	3050RS	2	1	3050RS	37"x91"		RIGHT SLIDING	2"x6"x37" (2)			
	W06	5020FX	1	1	5020FX	61"x25"		FIXED GLASS	2"x8"x84" (2)			
	W07	3050RS	4	1	3050RS	37"x61"	YES	RIGHT SLIDING	2"x6"x40" (2)			

DOOR & WINDOW:
- DOOR AND WINDOW TYPE/COLOR TO BE FINALIZED BY HOME OWNER

**DOOR & WINDOW SCHEDULE
NO SCALE**



Revision Table	
Number	Date

The White Barn Plan

Door and Window Schedule

DRAWINGS PROVIDED BY:
HK Builders LLC
864-450-7866

DATE:

7/21/2025

SCALE:

5/16" = 1"

SHEET:

P-10

Contractor	Information
Business Name:	
Owner:	
Address:	
Email:	
Phone:	
Licence:	

Permitting	Number/License	Required: Y, N, N/A
Building Permit:		Y, N, N/A
Septic Permit:		Y, N, N/A
Foundation Permit:		Y, N, N/A
Structural Permit:		Y, N, N/A
Electrical Permit:		Y, N, N/A
Plumbing Permit:		Y, N, N/A
Mechanical Permit:		Y, N, N/A
Gas Permit:		Y, N, N/A
Zoning Permit:		Y, N, N/A
Occupancy Permit:		Y, N, N/A

Utilities	Name	Contact
County:		
City:		
Fire District:		
Water/Sewer:		
Electric:		



Revision Table	
Number	Date / Revised By / Description

The White Barn Plan

Plan Details and Notes

DRAWINGS PROVIDED BY:
HK Builders LLC
 864-450-7866

DATE:

7/21/2025

SCALE:

5/16" = 1"

SHEET:

P-11

ROOM FINISH SCHEDULE
NO SCALE