

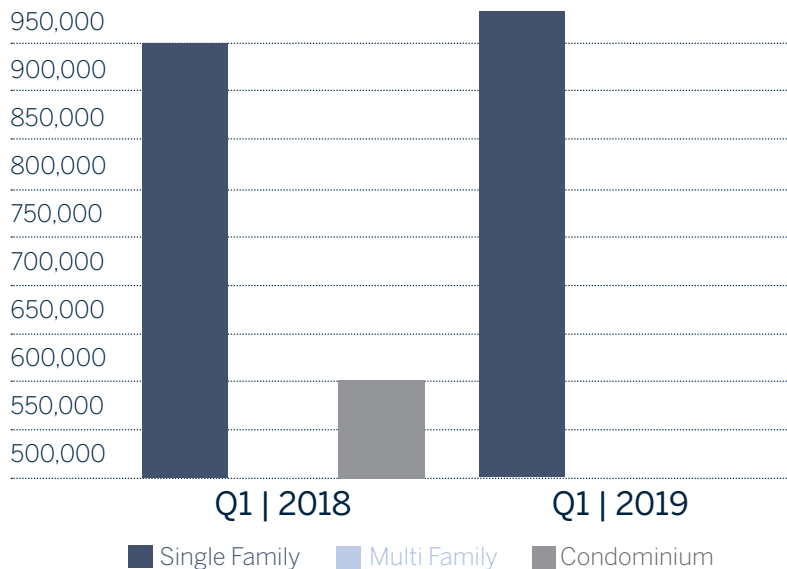
Q1 | COHASSET MARKET REVIEW

AVERAGE SALE PRICE Q1 | 2019


\$926K SINGLE FAMILY HOMES

N/A MULTI FAMILY HOMES

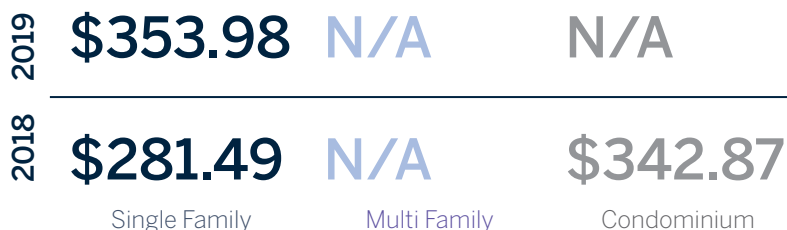
N/A CONDOMINIUMS



CLOSED UNITS SOLD Q1 | 2019 - 2018



AVERAGE SALE PRICE/SQ.FT. (\$/SF) Q1 | 2019 - 2018



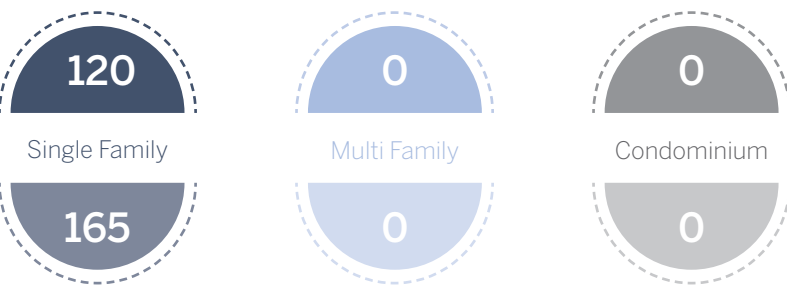
AVERAGE SALE PRICE AS % OF ORIGINAL LIST PRICE Q1 | 2019

89.58% SINGLE FAMILY HOMES

0.00% MULTI FAMILY HOMES

0.00% CONDOMINIUMS

AVERAGE DAYS TO OFFER Q1 | 2019



Q1 | 2019 AVERAGE DAYS ON MARKET